

CIVICRM EXTENSION – COLLAPSE COMMS AND DEMOGRAPHICS

- ▶ Communication Preferences      
 - ▶ Demographics  27
-
- ▶ Constituent Information



MILLERTECH

340 GRAYS INN ROAD

LONDON, WC1X 8BG

CiviCRM Extension – Collapse comms and demographics

On many occasions, clients have mentioned that the contact summary screen loses a lot of prime space to the communication preferences and demographics sections.

“Is there no way to collapse them by default like you can with custom data? They are rarely used but are needed”

They’re aware that demographics and communication preferences can be removed via the UI (/civicrm/admin/setting/preferences/display?reset=1)

This is a simple extension that collapses both the communication preferences and demographics sections by default on the summary page.

We’ve added a few fancy bits to the functionality which we’re sure you’ll enjoy...

MillerTech Administrator

Actions Edit Delete Contact

Summary Contributions o Memberships o Events o Activities o Relationships 1 Groups o

Notes o Tags o Change Log 7

Employer MillerTech
Job Title Consultant
Nickname
Source

Email [Red X] [Red X]
Work Website https://www.millertech.co.uk
Work Address [Red X] Address belongs to MillerTech
340 Gray's Inn Road
LON WC1X 8BG
United Kingdom

IM
Billing Address [Red X] 340 Gray's Inn Road
LON WC1X 8BG
United Kingdom

Add address







Communication Preferences [Red X] [Red X] [Red X] [Red X] [Red X] [Red X] Demographics 27

Constituent Information








Additional fancy bits –

Displays related icons next to the Communication Preferences collapsed heading if any of the 6 privacy options have been selected –

- Do not phone
- Do not email
- Do not mail
- Do not sms
- Do not trade
- NO BULK EMAILS (User Opt Out)

▶ Communication Preferences      

The applicable privacy setting text will appear on hover of the icons -

▶ Communication Preferences       ▶ Demographics  27

Privacy flag: Do not phone

▶ Constituent Information

Displays the gender icon next to the demographics collapsed heading. Icons can be updated and added to other gender options in Gender Options settings –














From the CiviCRM menu – **Administer > Systems Settings > Option Groups > Gender**
/civicrm/admin/options?gid=3&reset=1

Edit Gender Option



Label *
The option label is displayed to users.

Value *
⚠ Changing the Value field will unlink records which have been marked with this option. This change can not


Description

B I U S x₂ x² I_x | = : = | = = | , , | = = | = = | = = | = = | = = | = =

Styles Format  

Order *

Icon  fa-female

Enabled? ☒

Displays age of individual if there's a value in the D.O.B field. Age is hidden if contact is flagged as deceased.



CiviCRM blog - <https://civicrm.org/blog/anil/new-civicrm-extension-collapse-comms-and-demographics>

Available to the community - <https://civicrm.org/extensions/collapse-comms-and-demographics>